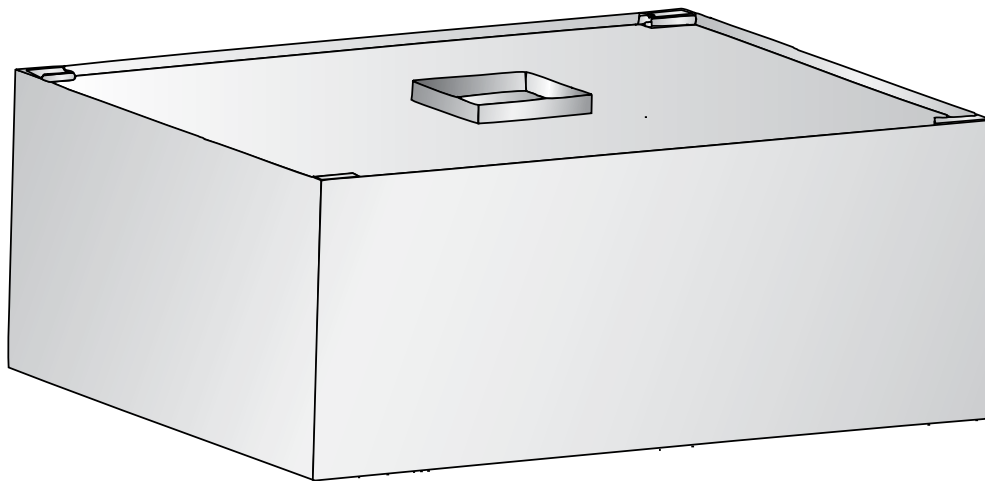


Duo-Aire[®] DCH Condensate Hood



Model DCH

A single shell non compensating wall hung canopy designed to capture steam vapors. Hood shall be constructed of all stainless steel. Hood shall have a perimeter gutter with a drain in back corner of gutter and perforated stainless steel duct protector.

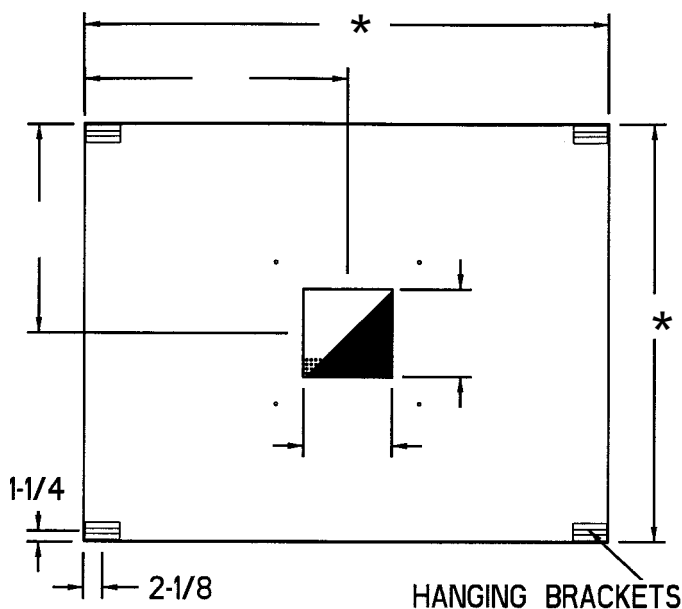
STANDARD FEATURES

- 300 Stainless Steel Construction
- Hanging Brackets
- Perimeter Gutter With Drain
- Perforated Stainless Steel Duct Protector

OPTIONS

- 400 Series Stainless for Class II application

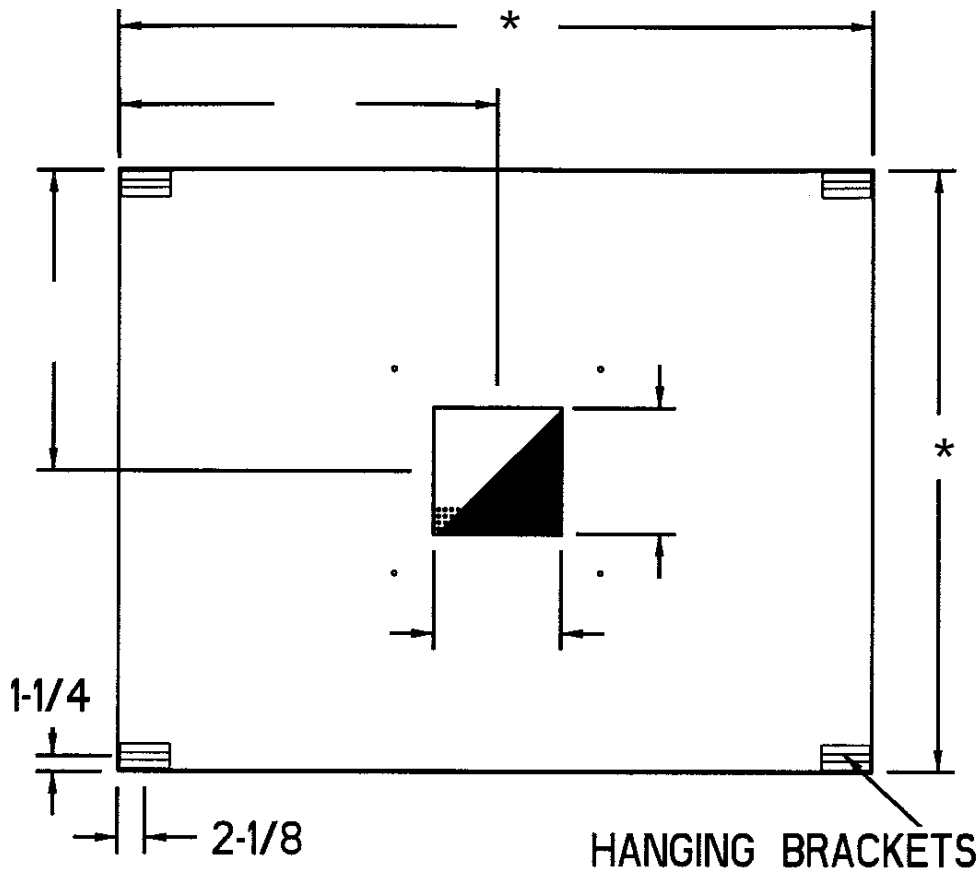
* DISHWASHER MODEL NUMBER OR SIZE
REQUIRED BEFORE MANUFACTURE



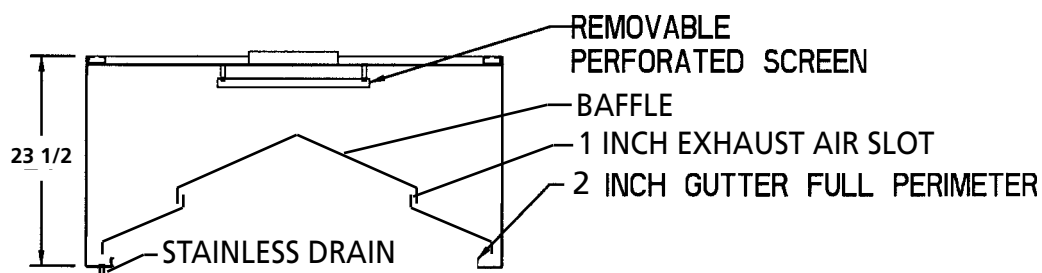
Plan View
(See reverse side for larger drawing)

BUILT IN
ACCORDANCE
WITH NFPA 96





Plan View



Section

* DISHWASHER MODEL NUMBER OR SIZE REQUIRED BEFORE MANUFACTURE

EXHAUST RATE REQUIREMENTS

CFM/FT BASED ON HOOD OVERHANG

	6" overhang	12" overhang	18" overhang
CFM Exhaust / Ft.	200	150	100

ORDER ENTRY INFORMATION

Project:

Item:

Representative:

Model:

Length: Qty:

Width:
Height:

Exhaust CFM:

Entered by:

Date:

Drawings Req'd: Y N

List Miscellaneous
Options Separately

Duo-Aire®

Duo-Aire reserves the right to make changes in design and specifications without prior notice.

Duo-Aire®