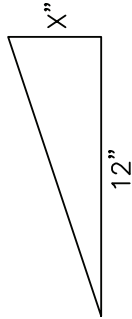
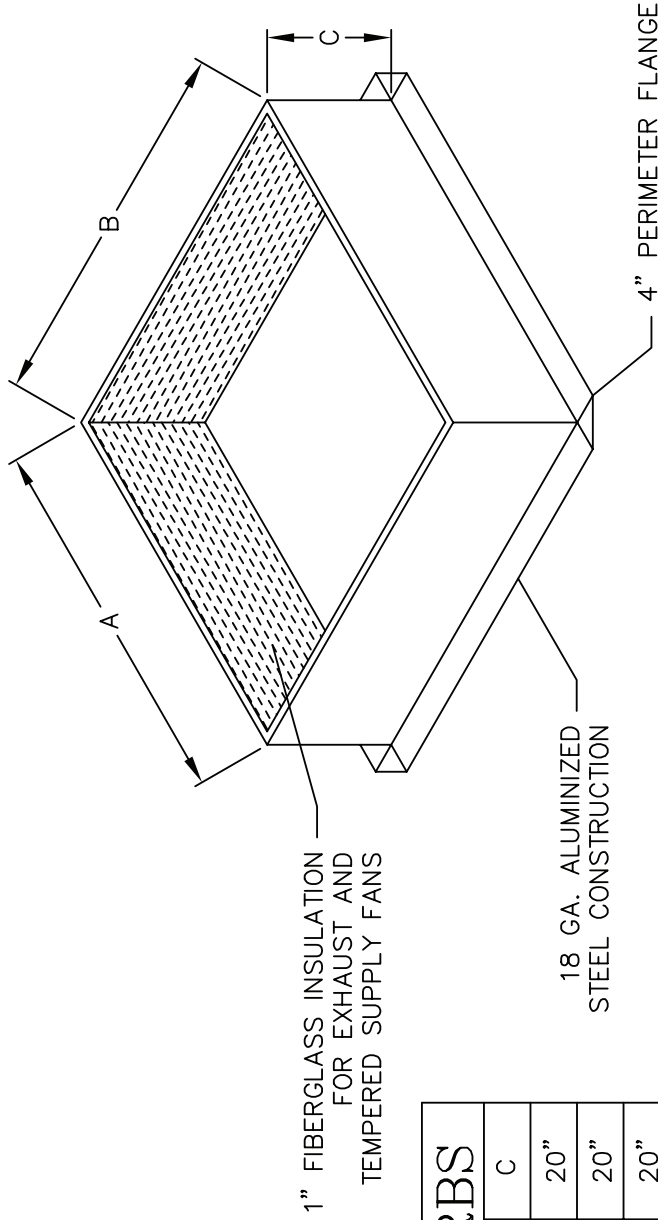


PITCHED CURBS AVAILABLE
SPECIFY PITCH:



EXHAUST CURBS		A,B	C
LOREN COOK FANS		A,B	C
*120-135 VCR	20"	20"	20"
*150-165 VCR	28"	28"	20"
180-245 VCR	28"	28"	20"
270 VCR	34"	34"	20"
300 VCR	34"	34"	20"
330-365 VCR	40"	40"	20"
402 VCR	46"	46"	20"
445-490 VCR	52"	52"	20"
PENN FANS		A,B	C
*FX08B-FX14B	28"	28"	20"
*FX16B-FX18B	28"	28"	20"
FX24B	32"	32"	20"
FX30B	35"	35"	20"
FX36B	43"	43"	20"
FMX50B	57.1/2"	57.1/2"	20"
*FX08-FX11 DIRECT	20"	20"	20"
*FX13 DIRECT	20"	20"	20"
*FX16 DIRECT	20"	20"	20"

* FAN ADAPTER REQUIRED



** DO NOT FLASH WITHIN 3" FROM THE TOP OF ANY CURB **

	SUPPLY DUCT CURBS			FULL CURBS		
	A	B	C	A	B	C
DUO-AIRE FANS						
CAB-RT-9,10	28"	19"	10"	N/A		
CAB-RT-12	33"	36"	10"	N/A		
CAB-RT-15	37"	36"	10"	N/A		
CAB-RT-18	43"	36"	10"	N/A		
CAA-1500	23"	23"	10"	45"	23"	10"
CAA-3000	23"	23"	10"	58"	29"	10"
CAA-1,2,3	36"	36"	10"	88"	36"	10"
CAA-4	48"	48"	10"	88"	48"	10"
HEAT ECONOMIZER-1	29.1/4"	29.1/4"	10"	N/A		
HEAT ECONOMIZER-2	35.1/4"	35.1/4"	10"	N/A		
HEAT ECONOMIZER-3	41.1/4"	41.1/4"	10"	N/A		

DRAWN BY: GAB
08/28/01

CHECKED BY: _____

REVISION DATE/#/BY: _____

CUSTOMER: _____

Duo - Aire
the air curtain exhaust system
4211 E. Centre St.
616-327-7866 fax
Kalamazoo, MI 49002 616-327-5630

PROJECT: _____

LOCATION: _____

REFERENCE #: _____

REP: _____

MODEL-HESF

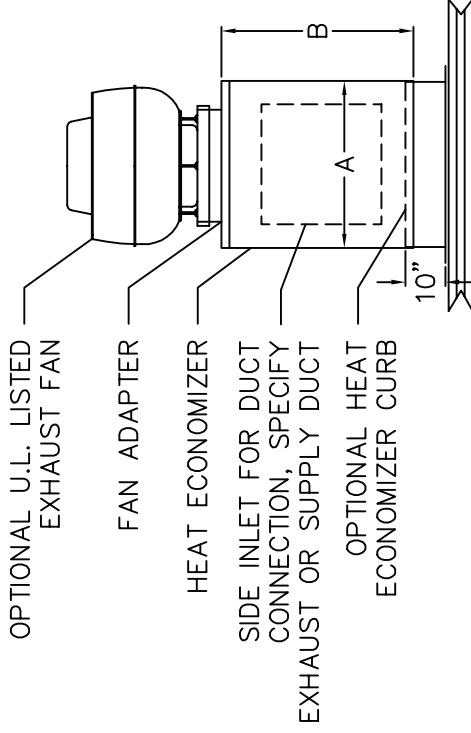
ROOF TOP HEAT ECONOMIZER

STANDARD FEATURES:

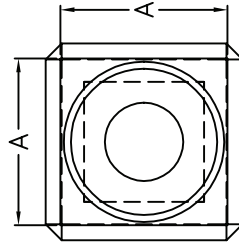
- * ALUMINIZED STEEL HOUSING, WELDED CONSTRUCTION WITH INDUSTRIAL FINISH OVER PRIMER BASE.
- * PROVIDES SIDE INLET FOR EXHAUST OR SUPPLY DUCT INTO HEAT ECONOMIZER.

MODEL	A	B*
HESF-1	29.3/4"	36", 42", 48"
HESF-2	35.3/4"	36", 42", 48"
HESF-3	41.3/4"	36", 42", 48"

*ADDITIONAL HEIGHTS AVAILABLE



ELEVATION VIEW



PLAN VIEW

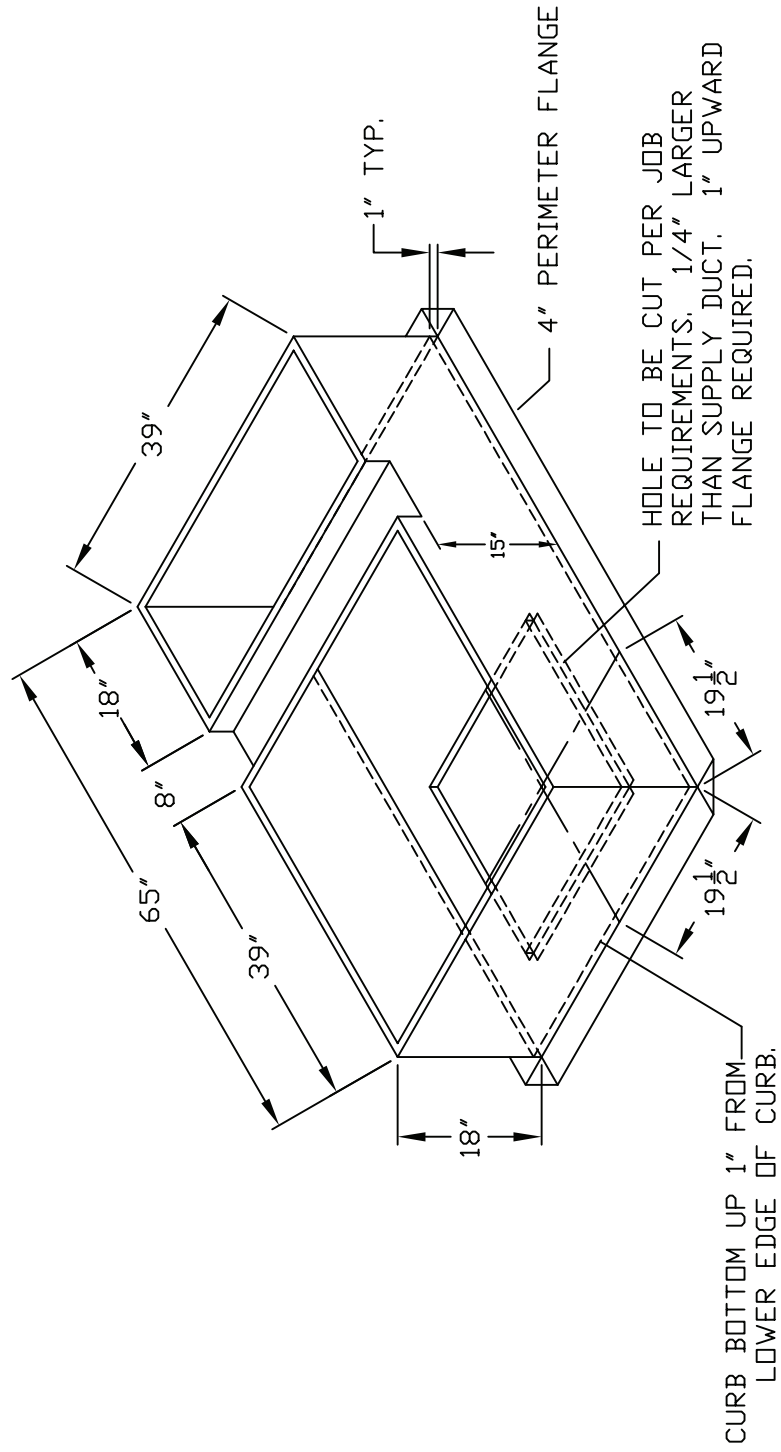
Duo-Aire
INC.

MODEL-LP

LOW PROFILE FAN BASE

STANDARD FEATURES:

- * 18 GA. WELDED ALUMINIZED STEEL WITH INDUSTRIAL FINISH.
- * AVAILABLE FOR CONCENTRIC DUCT APPLICATIONS.

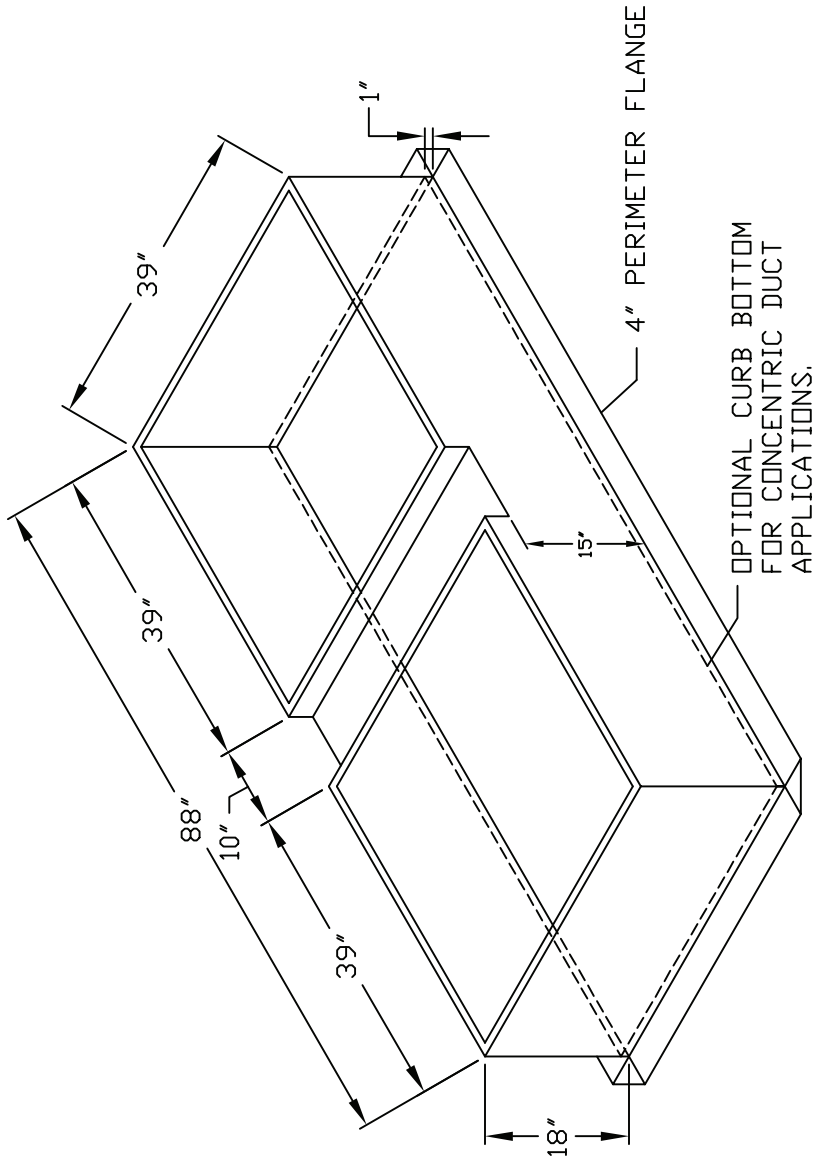


MODEL CC

COMMON CURB

STANDARD FEATURES:

- * 18 GA. WELDED ALUMINIZED STEEL WITH INDUSTRIAL FINISH.
- * AVAILABLE FOR BOTH CONCENTRIC AND PARALLEL DUCT APPLICATIONS.
- * OPTIONAL CURB BOTTOM (REQUIRED FOR CONCENTRIC DUCT).



Duo-Aire
INC.